

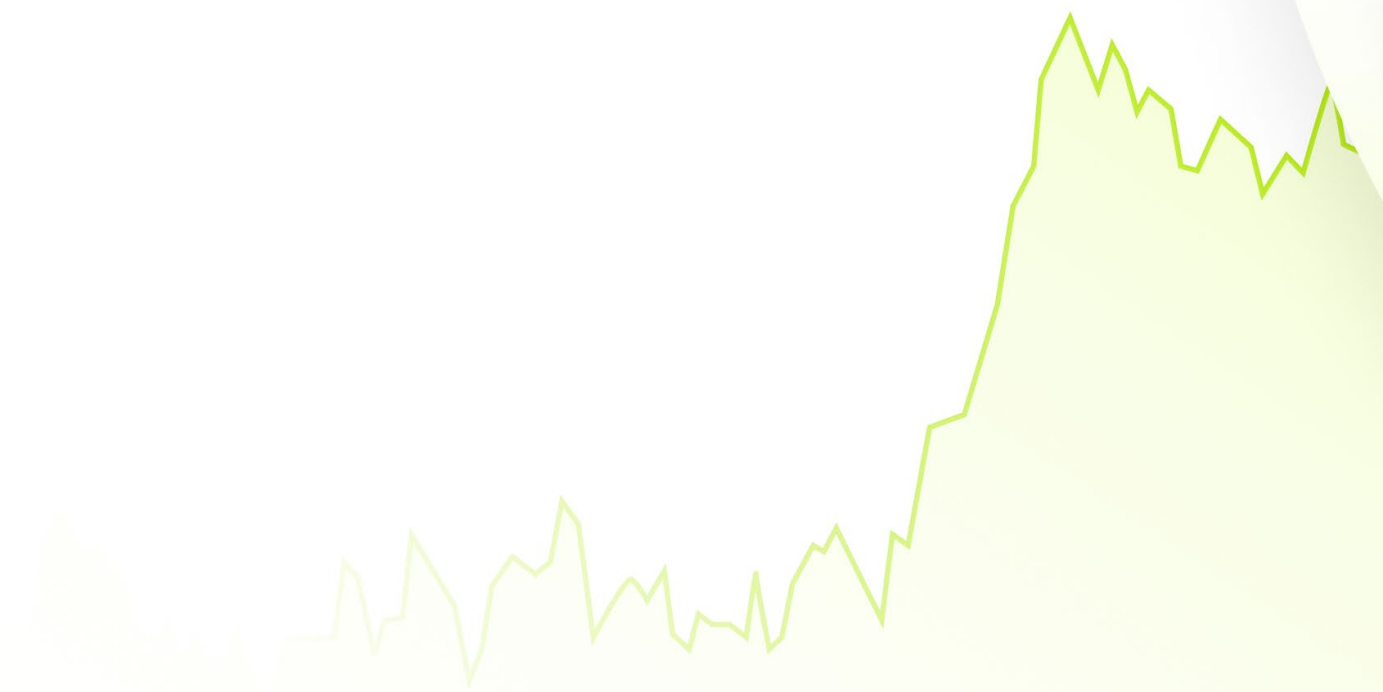


Copytrading

How to work with OnFin
Copytrading service

Start

Profit



About the service

- > My profile
- > Accounts MT4
- > Copytrading
- > Funding
- > Internal transfer
- Become a partner

You can access the service by clicking on the "Copytrading" button in your OnFin personal account.

Copytrading

This service allows investors to copy trades of professional traders for a fee and get profit.

→ Investors

Investors choose and invest in strategies from the suggested list.

All actions of managing traders are copied to investors' accounts in real time. The managing trader is fully engaged in trading.

[Instructions for investors](#)

→ Traders

Traders create and manage their strategies on the OnFin Copytrading platform.

Their job is to buy and sell assets profitably, and they earn rewards from investors who follow them for doing so. A list of the best strategies is shown on the platform page in real time.

[Instructions for traders](#)

For investors

How to invest in strategies

Investors copy the trades of experienced traders for a fee, while maintaining control over their funds. They can suspend or stop copying trades of the selected trader at any time.

OnFin Copytrading does not limit investment opportunities: You can invest in 30 different strategies on one account.

It is only important to ensure a sufficient account balance, otherwise new trades will not be copied.







1 Create an account

You can do it in the "Copytrading" tab in your personal account by clicking on the "Create account" button.

Copytrading

Create account

Go to Copytrading

Account	Account type	Account leverage	Balance	Date of opening	Trade	Manage account
46250391 (USD)	COPY	1:1000	10053.35 	2024-04-15 08:40:17		
46250771 (USD)	COPY	1:1000	0.00 	2024-04-22 10:20:21		

For investors

2 Top up your account in any convenient way

1. Click on the down arrow next to the displayed account balance.
2. Select the "Deposit funds" option. To make an investment in the strategy, you should have at least \$100 in your account.

Balance

10053.35

Deposit funds

Withdraw funds

Internal transfer

3 Choose an investment strategy

Go to the Copytrading service by clicking on the "Go to Copytrading" button.

After clicking, the "Top Trading Strategies" page opens.

Strategy	Return	Chart	Maximum drawdown	Maximum leverage	Age	Total subscribers	Terms of subscription	Subscribe
Optima Invest	1314.05 %		-84.86 %	118.99907	1142 d	41	1% per each profitable trade	Subscribe
AllTrade Normal	895.54 %		-37.02 %	230.689	328 d	45	10% per each profitable trade	Subscribe
GolubevTrade	596.75 %		-95.08 %	178.13647	1176 d	17	10% per each profitable trade	Subscribe
Moto	499.38 %		-35.9 %	397.72	577 d	25	1 USD per each profitable trade	Subscribe
New Bot Gold	487.87 %		-14.23 %	880.94	169 d	190	30% per each profitable trade	Subscribe

For investors

Here there are all the necessary parameters for you to choose the right strategy:

- **Profitability of the strategy in percent.**
- **Chart.** The blue line reflects the total profitability of the trading account.
- **History of the account** on which the strategy is run: age (in days), maximum drawdown and leverage. These parameters can be used to evaluate the risk level of the strategy. Keep in mind that past results do not guarantee the same profit in the future.
- **Total subscribers.**
- **Terms of subscription:** find the most profitable option. This can be a percentage of a profitable trade, a fixed amount in dollars, or a commission for a certain period.

Top Trading Strategies (i)

Strategy



Return



Chart

Maximum drawdown



Maximum leverage



Age



Total subscribers



Terms of subscription

Subscribe

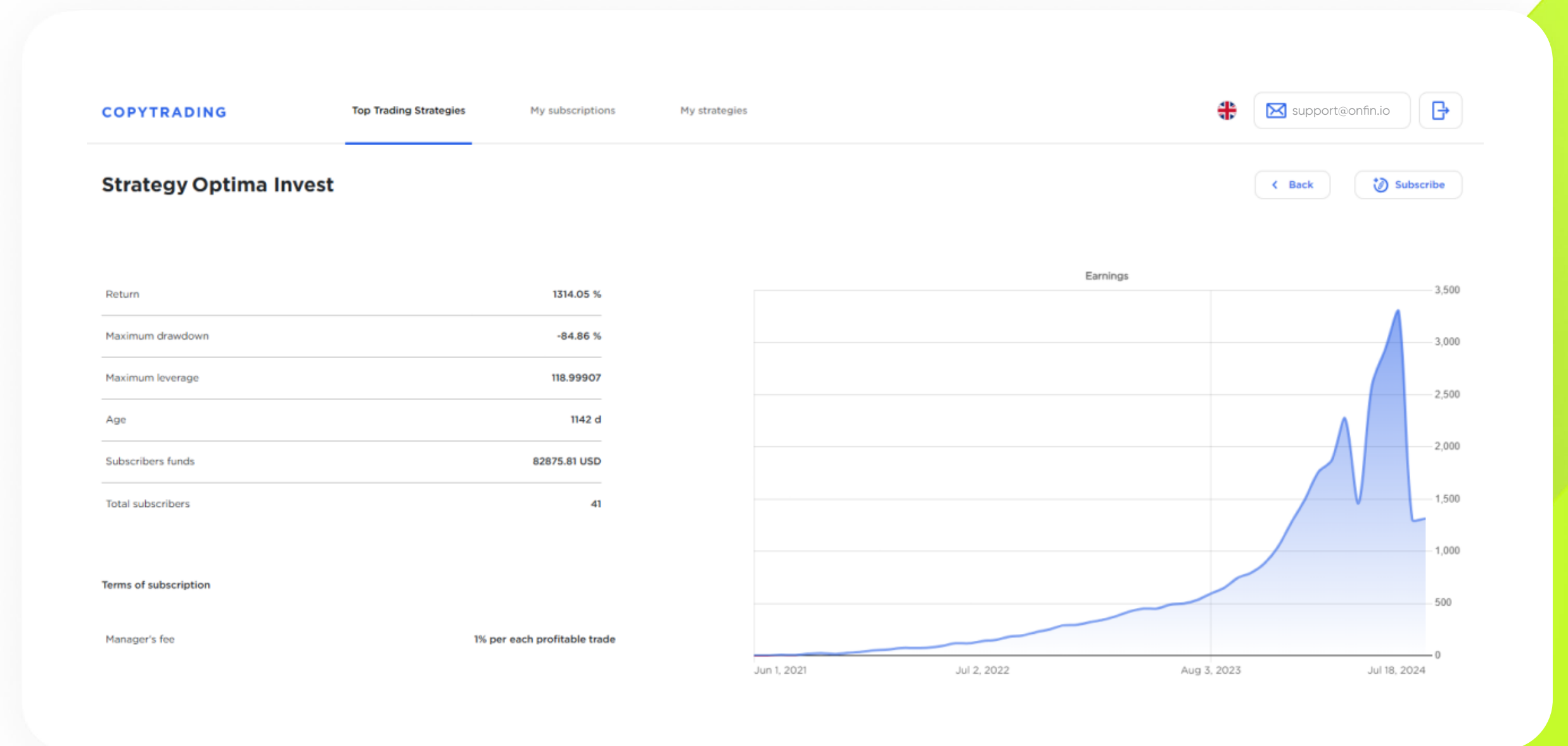
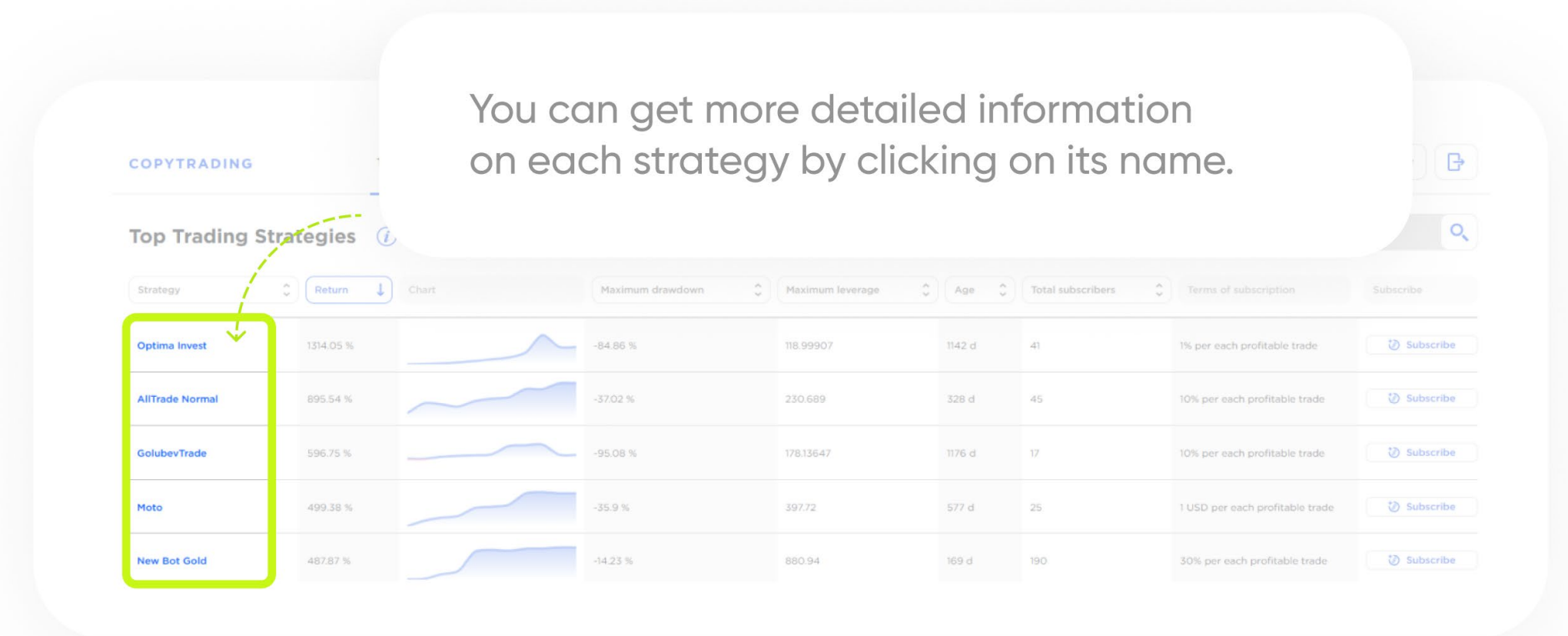


For investors

Detailed information on the strategy

On this page you will find detailed information on the strategy you are interested in.

- **Profitability of the strategy in percent.**
- **Chart.** History of profitability since the creation of the strategy. The blue line reflects the total profitability of the trading account.
- **Age (in days), maximum drawdown and leverage.**
- **Total subscribers and their total balance.**
- **Terms of subscription.**



For investors

4 Invest in the chosen strategy

1. To do this, click on the "Subscribe" button in the strategy rating or on the strategy details page.
2. In the opening window, select the account from which you plan to make an investment.

Pay attention to the recommended amount of investment in the strategy.

5 Make profit

That's it, the investment is placed! Now all the trader's trades will be copied to your account.

The commission from a profitable trade is paid automatically after receiving income. An investment with a fixed commission for a period is paid automatically at the beginning of each period.

ⓘ ×

Create an investment: profit strategy1

The volume of trades in your account will be automatically calculated based on the ratio of funds in your account to the account of the strategy manager.

Recommended equity balance for subscribers from: 1000 USD



Chose your account





46250393	9751.27 USD	⌵
46250393	9751.27 USD	
46250771	0 USD	
46251718	0 USD	
46251719	0 USD	





For investors




Active investments

- **Manage your investments on the "My subscriptions" page.**
The list is sorted by account, profit, balance and funds. Here you can pause, restart and close copying transactions.
- **Suspend an investment**
If you want to stop copying for a while, suspend the investment by clicking on the "Pause" icon. Then it can be easily restarted.
- **Close an investment**
If you no longer want to copy the strategy trades, close the investment by clicking on the "Trash can" icon.
 - All closed investments will appear in the "Closed" tab on the "My subscriptions" page.
 - Please note that closing the subscription means closing all current open positions on this strategy.

COPYTRADING Top Trading Strategies **My subscriptions** My strategies  support@onfin.io 

My subscriptions Active Closed   Open an account  Deposit  Withdraw

Account  Manage subscription Profit/loss  Balance  Funds 

Account	Manage subscription	Profit/loss	Balance	Funds
46250393	profit strategy1  	+2420.9 USD	9751.27 USD 	9751.27\$

For investors

Closed subscriptions

- You can study the history of your subscriptions in the "Closed" tab on the "My subscriptions" page.
- Here you can find information on all your closed investments.
 - Account where the investment was opened.
 - Profit/loss.
 - Strategy name.
 - Date of creation and their subscription closing date.

The screenshot displays the 'My subscriptions' page in the CopyTrading interface. The page is divided into several sections:

- Navigation:** 'COPYTRADING' logo, 'Top Trading Strategies', 'My subscriptions' (active), and 'My strategies'.
- User Information:** A flag icon, an email address 'support@onfin.io', and a share icon.
- Subscription Management:** 'My subscriptions' title, 'Active' and 'Closed' tabs (with 'Closed' selected), and an information icon. Buttons for 'Open an account', 'Deposit', and 'Withdraw' are also present.
- Table:** A table with 7 columns: Account, Strategy, Profit/loss, Balance, Created, Closed, and Funds. It contains 4 rows of data.

Account	Strategy	Profit/loss	Balance	Created	Closed	Funds
46250391	Mark invest rob	0 USD	9999.8 USD	17.04.2024	17.04.2024	9999.8 USD
46250391	maxwells strategy	0 USD	9999.8 USD	15.04.2024	17.04.2024	9999.8 USD
46250391	maxwells strategy	0 USD	9999.3 USD	17.04.2024	24.04.2024	9999.3 USD
46250393	Mark invest rob	0 USD	9991.12 USD	03.05.2024	03.05.2024	9991.12 USD

For traders who manage strategies

How to create your own strategy

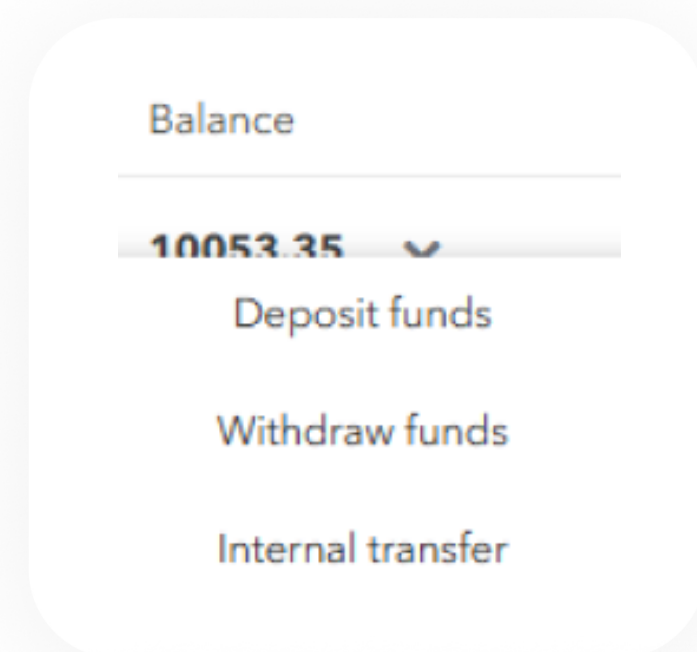
1 Create an account

You can do it in the "Copytrading" tab in your personal account by clicking on the "Create account" button.

Copytrading [Create account](#) [Go to Copytrading](#)

Account	Account type	Account leverage	Balance	Date of opening	Trade	Manage account
46250391 (USD)	COPY	1:1000	10053.35	2024-04-15 08:40:17	Trade	
46250771 (USD)	COPY	1:1000	0.00	2024-04-22 10:20:21	Trade	

For traders



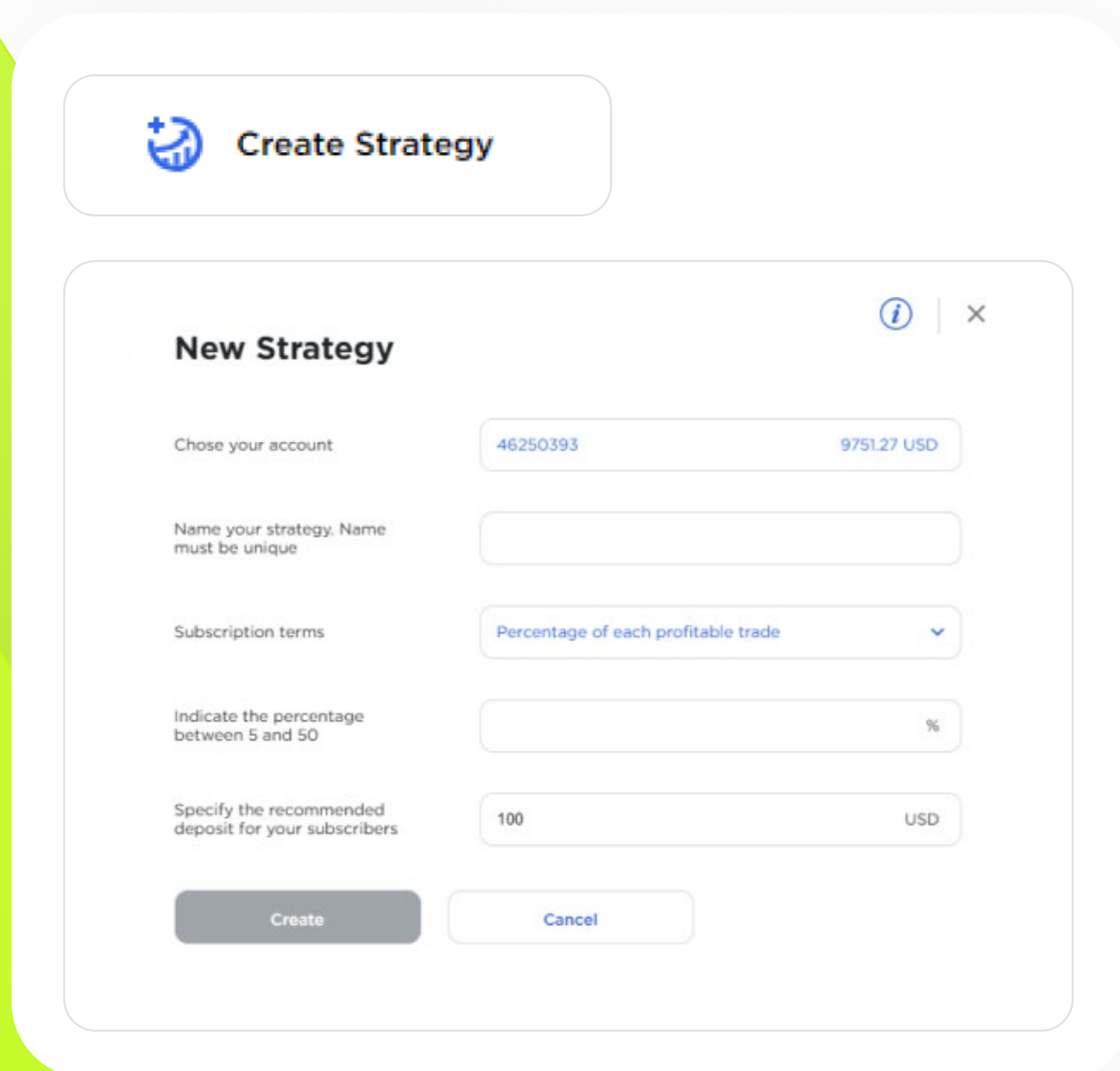
Balance

10053.35

Deposit funds

Withdraw funds

Internal transfer



Create Strategy

New Strategy

Chose your account: 46250393 9751.27 USD

Name your strategy. Name must be unique

Subscription terms: Percentage of each profitable trade

Indicate the percentage between 5 and 50

Specify the recommended deposit for your subscribers: 100 USD

Create Cancel

2 Top up your account in a convenient way

1. Proceed to the deposit is by clicking on the down arrow next to the displayed account balance.
2. Select the "Deposit funds" option. To create a strategy, you should have at least \$100 in your account.

3 Set up a strategy

1. **Go to the Copytrading service** by clicking on the "Go to Copytrading" button in your personal account
2. **Go to the "My strategies" tab and click "Create Strategy".**
3. **Think of a suitable name for the strategy.** For example, list the instruments that you are going to trade.
4. **Select and set up the type of reward you want to receive from investors.** Remember that the more favorable the terms, the more investors will follow your strategy.
5. **You can specify a percentage of the profit, a commission for a good trade, or a fee for a subscription period.** After opening a strategy, you cannot change the type of reward.

For traders

4

Manage the strategy and monitor the growth of the number of subscribers.

- Open strategies will appear in the table on the "My strategies" page. The lists can be sorted by:
 - account number,
 - profits,
 - current account balance,
 - number of investors (all, including former ones),
 - income received from trading,
 - amount of remuneration paid.
- To close the strategy, you need to close all open trades. After closing, transactions from your account will no longer be copied to investors' accounts, but you will be able to continue trading on this account.

Close the Strategy ✕

You close the strategy and stop broadcasting trades to your subscribers.

Close

Cancel

+995 706 770001
support@onfin.io

All rights reserved OnFin

OnFin Ltd is registered and licensed as an international brokerage company in the Island of Mohéli, Comoros Union with license number BFX2024038. The registered number of the Company is IBC number HT00224026. The Registered office and Agent of the Company is: Moheli Corporate Services LTD P.B. 1257 Bonovo Road, Fomboni, Comoros, KM.

Trading CFDs on margin is considered a speculative product and carries a higher risk than trading instruments such as stocks. You should not invest in margin trading on forex or CFDs unless you fully understand these investment products. You should obtain financial, legal, tax and other professional advice before undertaking forex and CFD trading to ensure that it meets your objectives, needs and circumstances.

OnFin does not provide services to citizens and residents in the USA and DPRK.